

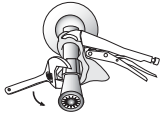





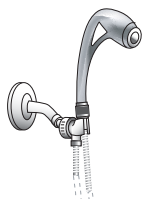
INSTALLATION INSTRUCTIONS

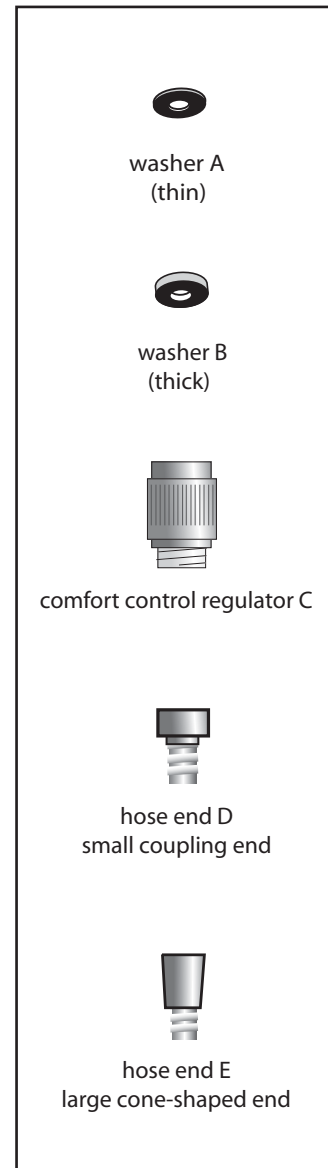
Oxygenics® Body Spa®

HANDHELD KIT

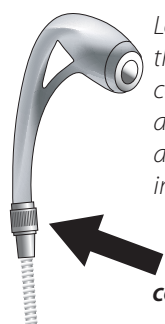
MODEL # 130 & 131

Please be sure to read all instructions completely before installing your handheld shower.

- I  1. Remove existing showerhead. **(See Figure I)**
- II  2. Using a wire brush or steel wool, thoroughly clean threaded area of existing shower arm. **(See Figure II)**
- III  3. Flush out shower pipe for 5 to 10 seconds. **(See Figure III)**
- IV  4. Wrap Teflon tape clockwise 3 turns around threaded end of shower arm. **(See Figure IV)**
- V  5. In a clockwise direction, screw handheld holder onto the taped portion of shower arm. Then place washer A in hose end D and screw onto holder. **(See Figure V)**
- VI  6. Place washer B in hose end E and screw comfort control regulator C onto handheld, then tighten onto hose end E. **(See Figure VI)**
- VII  7. Insert handheld shower fixture into handheld holder. **(See Figure VII)**

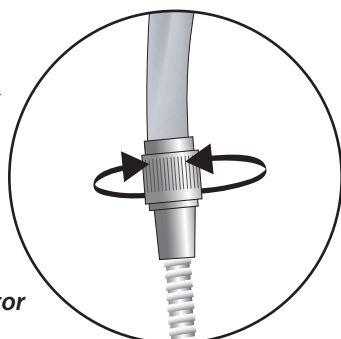


Using the comfort control



Located at the base of the Body Spa® wand, the comfort control regulator allows you to adjust from a gentle stream to an invigorating spray.

comfort control regulator



To change the shower spray: Grasp the ribbed portion of the comfort control regulator with two fingers. Rotate (left or right) the ribbed portion of the comfort control regulator to the desired flow. Be careful not to unscrew the regulator from wand.

Note: The comfort control regulator is not a shutoff valve. When turned to the lowest position, the showerhead continues to flow. This is a normal safety feature. Unit may be in lowest flow (gentle stream) position during shipping. Please check the position of comfort control regulator upon installation.



Warranty Program

Congratulations on your decision to install the world's finest high performance, high efficiency shower. It is likely to be the last shower fixture you will ever have to buy! ETL is pleased to provide you with the ultimate product warranty.

LIMITED LIFETIME PERFORMANCE/APPEARANCE WARRANTY

Oxygenics® showerheads are lifetime warranted never to clog or fail to operate properly. In the event of clogging or failure ETL will, at its election, repair, replace or make appropriate adjustment where ETL inspection discloses any defects occurring in normal usage. Defects or damage caused by use of other than genuine ETL parts are not covered by this warranty.

Oxygenics® showerheads are also lifetime warranted to maintain a "forever new" appearance. In areas with marginal water quality, unsightly lime scaling, mineral deposits and wear from repeated cleaning can eventually mar the face of the shower fixtures. To insure that the appearance of your Oxygenics® showerhead stays forever new, ETL will at its election, repair, replace or make appropriate adjustment to ensure the appearance of any Oxygenics® showerhead that becomes unsightly.

CONDITIONS

This warranty does not cover loss or damage of any kind resulting directly or indirectly from alteration, misuse or abuse of the product, or from its installation or removal (including scratching). ETL's liability under this warranty shall not in any case exceed the contract price for the product. ETL reserves the right to make changes and improvements in its products without incurring any obligation to similarly alter products previously purchased. No one is authorized to assume any other liability for ETL in connection with this product. This warranty gives you specific rights. You may have other rights under state law. This warranty is valid only within the United States. This warranty is in lieu of all other warranties, expressed or implied and is subject to change at any time.

SUBMITTING A WARRANTY CLAIM

To obtain warranty service first contact ETL by writing to the address below or by calling 209-529-3546 within the USA. Proof of purchase from the original consumer (original sales receipt required, copies will not be accepted) must accompany all warranty claims.

Please do NOT return your product without first contacting ETL to obtain a Return Authorization Number and further instruction (shipping and handling fees will apply). Any product returned without first contacting ETL will not be accepted or returned. A Return Authorization Number is required for all warranty claims and must be obtained PRIOR to submission.

See Reverse Side for Installation Instructions

If you purchased an Oxygenics® showerhead equipped with a "Comfort Control Lever"
See reverse side of this Warranty for suggested Comfort and Performance Information.

Note: Not all Oxygenics® showerheads are equipped with Comfort Control.



ETL® 2351 Tenaya Drive Modesto, CA 95354
P: 209-529-3546 or 800-344-3242 www.oxygenics.com

Oxygenics® Body Spa® INSTALLATION INSTRUCTIONS

